



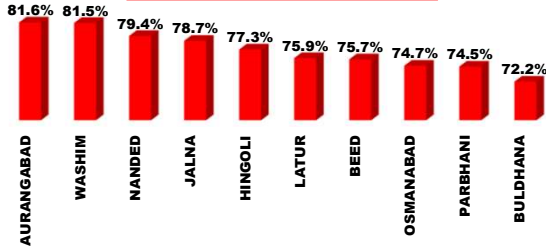
महाआवास अभियान २०२३-२४

दैनिक प्रगती अहवाल : २०.१२.२०२३

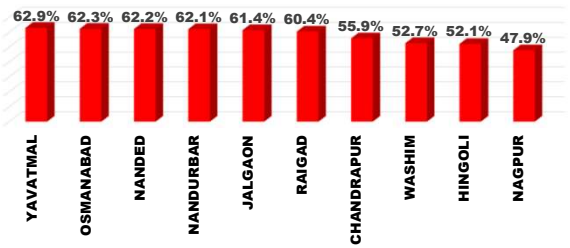
प्रधानमंत्री आवास योजना ग्रामीण – मंजूरी, पूर्ण घरकुले, हप्ते वितरण, भूमिहीन, आर्थिकदृष्ट्या अपूर्ण
राज्य पुरस्कृत ग्रामीण आवास योजना – मंजूरी, पूर्ण घरकुले, हप्ते वितरण, आर्थिकदृष्ट्या अपूर्ण

योजना	एकूण मंजूरी	दैनिक मंजूरी	एकूण पूर्ण	दैनिक पूर्ण घरकुले	दैनिक पहिला हप्ता वितरीत	दैनिक दुसरा हप्ता वितरीत	दैनिक तिसरा हप्ता वितरीत
प्रधानमंत्री आवास योजना ग्रामीण	१३७९८९५	०	१२०२९७८	२०८	०	०	०
राज्य योजना	६८१०३६	३००२	४६३९७६	४५९	०	०	०
एकूण	२०६०९३१	३००२	१६६६९५४	६६७	०	०	०

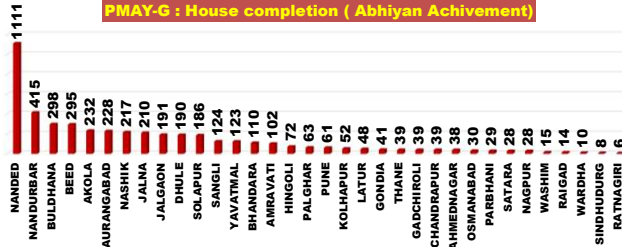
PMAY-G Completion Bottom 10 Dist.



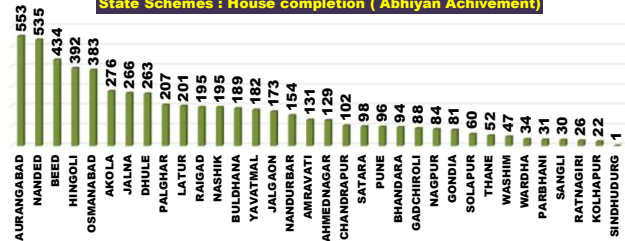
State Schemes Completion Bottom 10 Dist.



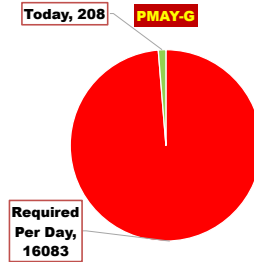
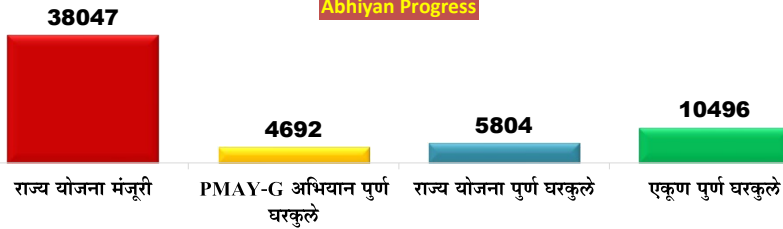
PMAY-G : House completion (Abhiyan Achievement)



State Schemes : House completion (Abhiyan Achievement)



Abhiyan Progress



राज्य व्यवस्थापन कक्ष- ग्रामीण गृहनिर्माण

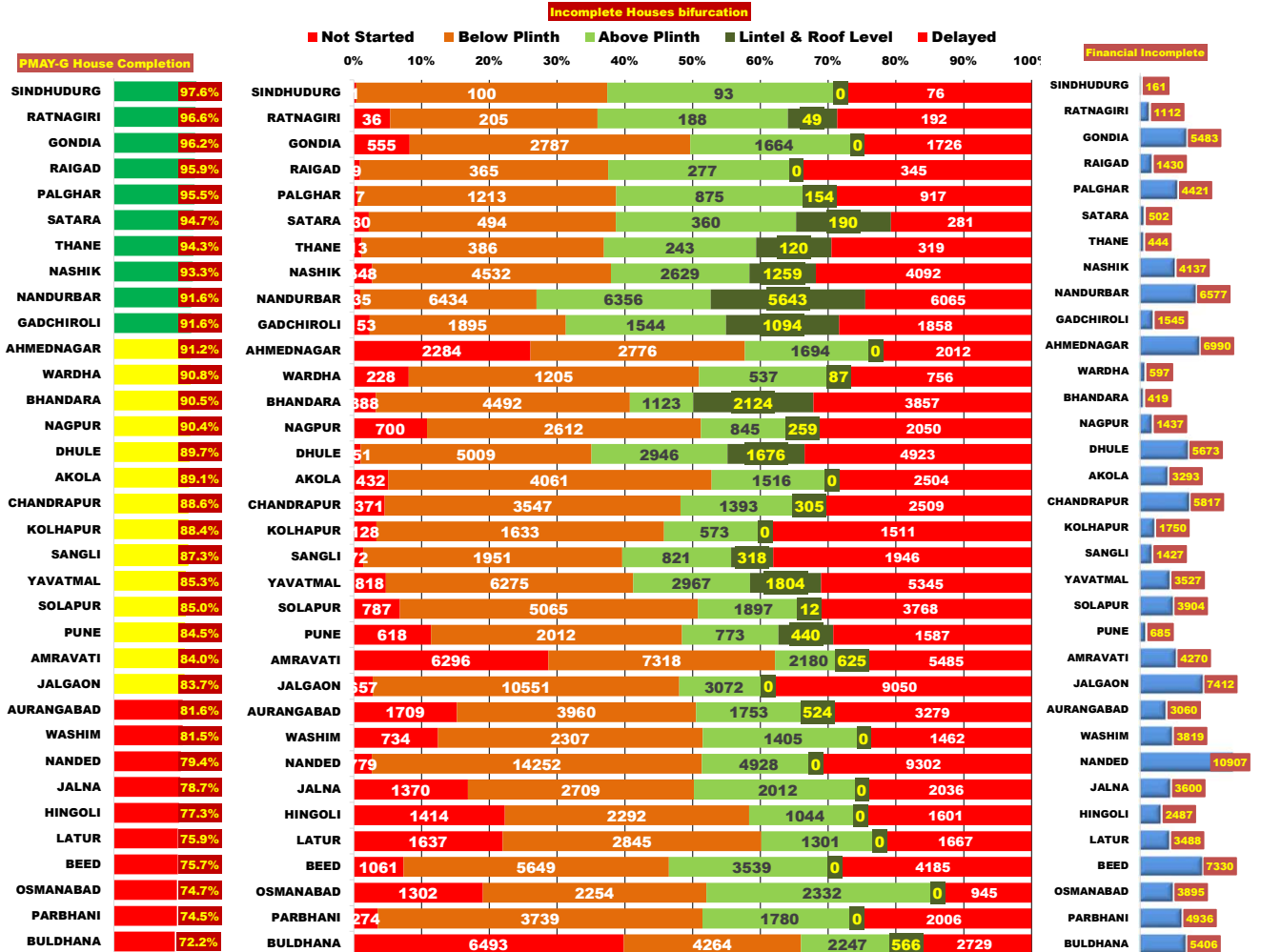
४ था मजला, दक्षिण कक्ष, सिडको भवन, सीबीडी बेलगापुर, नवी मुंबई - ४०० ६१४.

प्रधानमंत्री आवास योजना - ग्रामीण : भूमिहीन लाभार्थी अहवाल

Sr. No.	District	Google Sheet Report			AwaasSoft Report			
		Total Landless	Provided land	Remaining	Landless beneficiaries tagged in AwaasSoft	Landless beneficiaries provided land	Remaining Landless	Remaining Tag (provided land)
1	DHULE	18	18	0	21	21	0	-3
2	GADCHIROLI	9	9	0	9	9	0	0
3	GONDIA	2450	2450	0	2452	2324	128	126
4	KOLHAPUR	257	257	0	244	228	16	29
5	NANDURBAR	0	0	0	0	0	0	0
6	PALGHAR	11	11	0	11	11	0	0
7	RAIGAD	6	6	0	6	6	0	0
8	RATNAGIRI	23	23	0	23	23	0	0
9	SINDHUDURG	420	420	0	414	414	0	6
10	THANE	90	81	9	95	60	35	21
11	SATARA	787	770	17	789	708	81	62
12	NANDED	354	322	32	360	263	97	59
13	SANGLI	281	210	71	275	133	142	77
14	BEED	212	125	87	347	66	281	59
15	WARDHA	2070	1922	148	2193	1911	282	11
16	NASHIK	1680	1513	167	1708	1458	250	55
17	PARBHANI	307	63	244	280	77	203	-14
18	AKOLA	5842	5563	279	5752	5478	274	85
19	JALGAON	21244	20917	327	22195	20597	1598	320
20	CHANDRAPUR	2285	1957	328	2237	1793	444	164
21	PUNE	2056	1681	375	2046	866	1180	815
22	BHANDARA	4811	4423	388	4810	4505	305	-82
23	NAGPUR	4354	3877	477	4327	3572	755	305
24	WASHIM	2448	1845	603	2434	1477	957	368
25	YAVATMAL	2742	2073	669	2829	2038	791	35
26	HINGOLI	1713	796	917	1680	466	1214	330
27	JALNA	1359	406	953	1373	85	1288	321
28	LATUR	2178	1194	984	2126	812	1314	382
29	OSMANABAD	2085	1074	1011	2062	102	1960	972
30	SOLAPUR	5563	4213	1350	4947	3871	1076	342
31	AURANGABAD	3266	1700	1566	3155	1805	1350	-105
32	AHMEDNAGAR	7459	5269	2190	7578	5126	2452	143
33	BULDHANA	15147	9725	5422	15476	9718	5758	7
34	AMRAVATI	19873	13999	5874	19806	13611	6195	388
	Total	113400	88912	24488	114060	83634	30426	5482

प्रधानमंत्री आवास योजना ग्रामीण - पूर्ण घरकूले

Sr. No.	Division	Sanction	19.12.2023	20.12.2023	Daily Achivement	Remaining	Completed & verified	Remaining verified
1	AURANGABAD DIV.	233523	182069	182147	78	51376	175662	6485
2	NASHIK DIV.	409711	369220	369285	65	40426	352236	17049
3	AMRAVATI DIV.	264846	219936	219964	28	44882	213342	6622
4	NAGPUR DIV.	286557	264321	264338	17	22219	257452	6886
5	KONKAN DIV.	69286	66291	66301	10	2985	65073	1228
6	PUNE DIV.	115972	100933	100943	10	15029	97940	3003
Total		1379895	1202770	1202978	208	176917	1161705	41273



प्रधानमंत्री आवास योजना ग्रामीण - पूर्ण घरकूले

Sr. No.	District	Sanction	19.12.2023	20.12.2023	Daily Achivement	Remaining	Completed & verified	Remaining verified
1	JALGAON	77228	64603	64627	24	12601	62967	1660
2	JALNA	23958	18828	18847	19	5111	18166	681
3	NANDURBAR	118407	108493	108510	17	9897	99739	8771
4	DHULE	64625	57953	57969	16	6656	54843	3126
5	AKOLA	46639	41545	41559	14	5080	40907	652
6	AURANGABAD	36139	29474	29488	14	6651	28193	1295
7	NANDED	68323	54262	54276	14	14047	52993	1283
8	BEED	34633	26209	26220	11	8413	24958	1262
9	LATUR	20160	15294	15303	9	4857	14981	322
10	BULDHANA	44300	31955	31963	8	12337	30730	1233
11	NASHIK	89276	83272	83280	8	5996	80508	2772
12	OSMANABAD	13736	10251	10259	8	3477	9343	916
13	PUNE	19136	16164	16172	8	2964	15293	879
14	GADCHIROLI	31570	28898	28905	7	2665	26884	2021
15	PALGHAR	35170	33573	33577	4	1593	32911	666
16	WARDHA	17647	16015	16019	4	1628	15590	429
17	AMRAVATI	91896	77170	77173	3	14723	75477	1696
18	BHANDARA	63543	57534	57537	3	6006	55416	2121
19	PARBHANI	18719	13952	13955	3	4764	13577	378
20	THANE	9548	9002	9005	3	543	8786	219
21	YAVATMAL	63172	53909	53912	3	9260	51308	2604
22	KOLHAPUR	16942	14974	14976	2	1966	14750	226
23	RATNAGIRI	9744	9414	9416	2	328	9266	150
24	CHANDRAPUR	42033	37221	37222	1	4811	36417	805
25	GONDIA	95679	92020	92021	1	3658	91476	545
26	NAGPUR	36085	32633	32634	1	3451	31669	965
27	RAIGAD	9768	9365	9366	1	402	9218	148
28	AHMEDNAGAR	60175	54899	54899	0	5276	54179	720
29	HINGOLI	17855	13799	13799	0	4056	13451	348
30	SANGLI	20649	18029	18029	0	2620	17487	542
31	SATARA	14344	13585	13585	0	759	13270	315
32	SINDHUDURG	5056	4937	4937	0	119	4892	45
33	SOLAPUR	44901	38181	38181	0	6720	37140	1041
34	WASHIM	18839	15357	15357	0	3482	14920	437
Total		1379895	1202770	1202978	208	176917	1161705	41273

राज्यपुरस्कृत आवास योजना ग्रामीण - मंजूरी

Sr. No.	Division	Target	19.12.2023	20.12.2023	Daily Achivement	Sanction %	Remaining	Sanction State Rank
1	AMRAVATI DIV.	238876	118851	119478	627	50.0%	119398	4
2	AURANGABAD DIV.	352749	187116	187677	561	53.2%	165072	6
3	KONKAN DIV.	57796	36787	37338	551	64.6%	20458	1
4	NASHIK DIV.	260634	137930	138476	546	53.1%	122158	5
5	NAGPUR DIV.	218681	125725	126088	363	57.7%	92593	3
6	PUNE DIV.	97714	71625	71979	354	73.7%	25735	2
	Total	1226450	678034	681036	3002	55.5%	545414	

Sr. No.	District	Target	19.12.2023	20.12.2023	Daily Achivement	Sanction %	Remaining	Sanction State Rank
1	WASHIM	28321	15914	16347	433	57.7%	11974	14
2	RATNAGIRI	13553	6736	7009	273	51.7%	6544	11
3	DHULE	41185	20404	20667	263	50.2%	20518	23
4	RAIGAD	13025	9347	9595	248	73.7%	3430	4
5	KOLHAPUR	18861	14985	15225	240	80.7%	3636	6
6	YAVATMAL	71979	33300	33494	194	46.5%	38485	34
7	PARBHANI	42656	19012	19194	182	45.0%	23462	25
8	WARDHA	19672	14883	15035	152	76.4%	4637	8
9	NANDURBAR	54296	18590	18720	130	34.5%	35576	33
10	SATARA	13309	12745	12858	113	96.6%	451	1
11	JALGAON	63948	31899	32006	107	50.1%	31942	31
12	JALNA	49553	21304	21400	96	43.2%	28153	29
13	NANDED	58008	24236	24332	96	41.9%	33676	32
14	CHANDRAPUR	65429	38717	38807	90	59.3%	26622	28
15	GADCHIROLI	27157	17910	18000	90	66.3%	9157	13
16	HINGOLI	42152	24077	24163	86	57.3%	17989	20
17	LATUR	42065	27415	27476	61	65.3%	14589	16
18	OSMANABAD	26451	19237	19277	40	72.9%	7174	12
19	NASHIK	56911	26335	26369	34	46.3%	30542	30
20	GONDIA	33141	15631	15662	31	47.3%	17479	19
21	THANE	11112	6350	6380	30	57.4%	4732	9
22	AHMEDNAGAR	44294	40702	40714	12	91.9%	3580	5
23	PUNE	18857	14242	14243	1	75.5%	4614	7
24	AKOLA	42134	23958	23958	0	56.9%	18176	21
25	AMRAVATI	50420	24503	24503	0	48.6%	25917	27
26	AURANGABAD	42766	25650	25650	0	60.0%	17116	18
27	BEED	49098	26185	26185	0	53.3%	22913	24
28	BHANDARA	33244	17699	17699	0	53.2%	15545	17
29	BULDHANA	46022	21176	21176	0	46.0%	24846	26
30	NAGPUR	40038	20885	20885	0	52.2%	19153	22
31	PALGHAR	16531	11748	11748	0	71.1%	4783	10
32	SANGLI	12090	9636	9636	0	79.7%	2454	3
33	SINDHUDURG	3575	2606	2606	0	72.9%	969	2
34	SOLAPUR	34597	20017	20017	0	57.9%	14580	15
	Total	1226450	678034	681036	3002	55.5%	545414	

राज्यपुरस्कृत आवास योजना ग्रामीण - प्रलंबीत मंजूरी

Sr. No.	Division	रमाई आवास योजना	शबरी आवास योजना	आदीम आवास योजना	पारधी आवास योजना	य.च.मु.व योजना	पुण्यश्लोक अहिल्यादेवी होळकर धरकूल योजना	मोदी आवास
1	KONKAN DIV.	1387	7140	25	3	22	0	11881
2	PUNE DIV.	7639	2581	4	55	20	60	15376
3	NAGPUR DIV.	22048	17535	81	2	1153	16	45883
4	AMRAVATI DIV.	26490	18021	117	9	627	9	51758
5	NASHIK DIV.	18527	57637	61	17	8	25	74125
6	AURANGABAD DIV.	58859	25357	238	26	2117	861	77614
	Total	134950	128271	526	112	3947	971	276637

Sr. No.	District	रमाई आवास योजना	शबरी आवास योजना	आदीम आवास योजना	पारधी आवास योजना	य.च.मु.व योजना	पुण्यश्लोक अहिल्यादेवी होळकर धरकूल योजना	मोदी आवास
1	SATARA	0	0	0	0	0	0	179
2	SINDHUDURG	90	14	16	0	0	0	451
3	SANGLI	1009	30	0	12	0	0	458
4	RAIGAD	523	801	0	2	0	0	849
5	AHMEDNAGAR	1008	2393	0	0	0	0	1403
6	KOLHAPUR	1510	35	0	0	0	60	1446
7	PUNE	854	2276	4	14	20	0	2031
8	WARDHA	9	45	2	0	0	0	2035
9	THANE	321	2018	6	0	0	0	2104
10	PALGHAR	99	4223	3	0	0	0	2387
11	RATNAGIRI	354	84	0	1	22	0	2867
12	OSMANABAD	3513	180	0	0	1446	0	3354
13	GADCHIROLI	1075	2564	26	0	0	0	4581
14	WASHIM	1992	911	0	0	0	2	5492
15	SOLAPUR	4266	240	0	29	0	0	5735
16	LATUR	7079	932	0	4	6	833	5812
17	BHANDARA	3005	1444	0	0	62	1	6083
18	AURANGABAD	7186	4112	0	6	0	0	6747
19	GONDIA	2667	851	0	0	0	15	6912
20	HINGOLI	6763	7872	0	0	0	0	6981
21	AKOLA	8714	2549	0	1	0	0	8496
22	NAGPUR	10269	2133	0	0	4	0	9069
23	DHULE	3859	7205	0	0	8	0	9446
24	BEED	5568	1298	0	6	0	0	9959
25	PARBHANI	7687	2134	0	0	196	24	10045
26	BULDHANA	5765	2019	0	0	0	7	11033
27	AMRAVATI	4263	7979	0	7	115	0	13421
28	CHANDRAPUR	5023	10498	53	2	1087	0	13553
29	JALNA	16956	2226	0	2	469	4	13946
30	NASHIK	10404	13090	61	6	0	0	16041
31	JALGAON	2301	3205	0	1	0	25	17055
32	NANDED	4107	6603	238	8	0	0	22720
33	NANDURBAR	955	31744	0	10	0	0	26410
34	YAVATMAL	5756	4563	117	1	512	0	27536
	Total	134950	128271	526	112	3947	971	276637

राज्यपुरस्कृत आवास योजना ग्रामीण - पूर्ण घरकूले

Sr. No.	Division	Sanction	19.12.2023	20.12.2023	Daily Achivement	Completion %	Remaining	To be Completed in Per Day till 31.03.24
1	AURANGABAD DIV.	187677	128038	128320	282	68.4%	59357	582
2	NAGPUR DIV.	126088	78388	78450	62	62.2%	47638	467
3	AMRAVATI DIV.	119478	77410	77459	49	64.8%	42019	412
4	NASHIK DIV.	138476	96846	96881	35	70.0%	41595	408
5	KONKAN DIV.	37338	27607	27625	18	74.0%	9713	95
6	PUNE DIV.	71979	55228	55241	13	76.7%	16738	164
Total		681036	463517	463976	459	68.1%	217060	2128

Sr. No.	District	Sanction	19.12.2023	20.12.2023	Daily Achivement	Completion %	Remaining	To be Completed in Per Day till 31.03.24
1	OSMANABAD	19277	11876	12007	131	62.3%	7270	71
2	AURANGABAD	25650	18840	18917	77	73.8%	6733	66
3	HINGOLI	24163	12577	12596	19	52.1%	11567	113
4	JALNA	21400	14319	14337	18	67.0%	7063	69
5	WARDHA	15035	9756	9774	18	65.0%	5261	52
6	GADCHIROLI	18000	12291	12308	17	68.4%	5692	56
7	LATUR	27476	21685	21702	17	79.0%	5774	57
8	AKOLA	23958	15328	15343	15	64.0%	8615	84
9	BEED	26185	18820	18835	15	71.9%	7350	72
10	GONDIA	15662	11426	11440	14	73.0%	4222	41
11	AMRAVATI	24503	16499	16511	12	67.4%	7992	78
12	PUNE	14243	10725	10737	12	75.4%	3506	34
13	JALGAON	32006	19645	19656	11	61.4%	12350	121
14	YAVATMAL	33494	21072	21083	11	62.9%	12411	122
15	RAIGAD	9595	5790	5800	10	60.4%	3795	37
16	CHANDRAPUR	38807	21674	21682	8	55.9%	17125	168
17	DHULE	20667	14882	14889	7	72.0%	5778	57
18	NANDURBAR	18720	11609	11616	7	62.1%	7104	70
19	NASHIK	26369	20042	20048	6	76.0%	6321	62
20	WASHIM	16347	8606	8612	6	52.7%	7735	76
21	BULDHANA	21176	15905	15910	5	75.1%	5266	52
22	NANDED	24332	15126	15131	5	62.2%	9201	90
23	AHMEDNAGAR	40714	30668	30672	4	75.3%	10042	98
24	PALGHAR	11748	9052	9056	4	77.1%	2692	26
25	NAGPUR	20885	10001	10004	3	47.9%	10881	107
26	BHANDARA	17699	13240	13242	2	74.8%	4457	44
27	RATNAGIRI	7009	6338	6340	2	90.5%	669	7
28	THANE	6380	4396	4398	2	68.9%	1982	19
29	KOLHAPUR	15225	11151	11152	1	73.2%	4073	40
30	PARBHANI	19194	14795	14795	0	77.1%	4399	43
31	SANGLI	9636	7401	7401	0	76.8%	2235	22
32	SATARA	12858	10131	10131	0	78.8%	2727	27
33	SINDHUDURG	2606	2031	2031	0	77.9%	575	6
34	SOLAPUR	20017	15820	15820	0	79.0%	4197	41
Total		681036	463517	463976	459	68.1%	217060	2128

राज्य योजना अपूर्ण घरकुले

Sr. No.	Division	रमाई आवास योजना	शबरी आवास योजना	आदीम आवास योजना	पारधी आवास योजना	य.च.मु.व योजना	पुण्यश्लोक अहिल्यादेवी होळकर घरकुल योजना	मोदी आवास
1	KONKAN DIV.	949	7188	327	0	2	12	1235
2	PUNE DIV.	11355	1850	56	54	51	442	1875
3	NASHIK DIV.	13207	20383	25	108	137	165	2838
4	AMRAVATI DIV.	19314	11697	2023	183	1775	112	2930
5	NAGPUR DIV.	15106	23725	737	19	5193	20	6915
6	AURANGABAD DIV.	45153	9652	42	60	2259	316	7570
	Total	105084	74495	3210	424	9417	1067	23363

Sr. No.	District	रमाई आवास योजना	शबरी आवास योजना	आदीम आवास योजना	पारधी आवास योजना	य.च.मु.व योजना	पुण्यश्लोक अहिल्यादेवी होळकर घरकुल योजना	मोदी आवास
1	SINDHUDURG	116	0	0	0	0	0	0
2	RATNAGIRI	377	13	4	0	2	0	0
3	THANE	213	1479	139	0	0	0	0
4	SANGLI	1670	7	0	3	0	0	0
5	PALGHAR	57	2565	70	0	0	0	0
6	SATARA	1354	24	0	0	23	0	0
7	PUNE	1590	1741	56	44	0	0	0
8	RAIGAD	186	3131	114	0	0	12	0
9	KOLHAPUR	3602	12	0	0	17	442	0
10	SOLAPUR	3139	66	0	7	11	0	0
11	GONDIA	1756	1983	0	0	0	0	9
12	PARBHANI	2705	1057	0	0	236	226	75
13	BHANDARA	2248	1025	0	0	1164	20	151
14	WARDHA	1946	2688	242	1	0	0	175
15	BULDHANA	4007	1167	0	17	0	75	239
16	GADCHIROLI	1201	3179	256	0	0	0	263
17	LATUR	5017	113	0	0	61	0	273
18	DHULE	1930	3456	0	12	117	0	352
19	NASHIK	2227	4043	25	26	0	0	384
20	AURANGABAD	5615	1112	0	6	0	0	441
21	JALNA	4982	256	0	5	1730	90	459
22	NANDURBAR	831	6264	0	0	0	0	483
23	OSMANABAD	6613	145	0	41	232	0	555
24	BEED	6970	372	0	8	0	0	583
25	WASHIM	3161	1149	0	2	0	37	625
26	AMRAVATI	3901	3288	0	28	150	0	878
27	AKOLA	6209	1939	0	26	0	0	915
28	NANDED	7898	383	42	0	0	0	974
29	AHMEDNAGAR	4009	1821	0	15	20	0	1056
30	NAGPUR	2571	8299	0	6	5	0	1326
31	HINGOLI	5353	6214	0	0	0	0	2463
32	JALGAON	4210	4799	0	55	0	165	3121
33	YAVATMAL	2036	4154	2023	110	1625	0	3386
34	CHANDRAPUR	5384	6551	239	12	4024	0	4177
	Total	105084	74495	3210	424	9417	1067	23363

प्रधानमंत्री आवास योजना ग्रामीण - हप्ते वितरण

Sr. No.	Division	1st Installment (Daily Achivement)	1st Installment Remaining	2nd Installment (Daily Achivement)	2nd Installment Remaining	3rd Installment (Daily Achivement)	3rd Installment Remaining
1	NASHIK DIV.	0	3675	0	29302	0	16697
2	AMRAVATI DIV.	0	14773	0	24225	0	10315
3	AURANGABAD DIV.	0	9546	0	37700	0	18689
4	NAGPUR DIV.	0	2395	0	16538	0	7106
5	KONKAN DIV.	0	76	0	2269	0	1676
6	PUNE DIV.	0	1635	0	11155	0	4424
	Total	0	32100	0	121189	0	58907

Sr. No.	District	1st Installment (Daily Achivement)	1st Installment Remaining	2nd Installment (Daily Achivement)	2nd Installment Remaining	3rd Installment (Daily Achivement)	3rd Installment Remaining
1	AHMEDNAGAR	0	2284	0	2776	0	1694
2	AKOLA	0	432	0	4061	0	1516
3	AMRAVATI	0	6296	0	7318	0	2180
4	AURANGABAD	0	1709	0	3960	0	1753
5	BEED	0	1061	0	5649	0	3539
6	BHANDARA	0	388	0	4492	0	1123
7	BULDHANA	0	6493	0	4264	0	2247
8	CHANDRAPUR	0	371	0	3547	0	1393
9	DHULE	0	151	0	5009	0	2946
10	GADCHIROLI	0	153	0	1895	0	1544
11	GONDIA	0	555	0	2787	0	1664
12	HINGOLI	0	1414	0	2292	0	1044
13	JALGAON	0	657	0	10551	0	3072
14	JALNA	0	1370	0	2709	0	2012
15	KOLHAPUR	0	128	0	1633	0	573
16	LATUR	0	1637	0	2845	0	1301
17	NAGPUR	0	700	0	2612	0	845
18	NANDED	0	779	0	14252	0	4928
19	NANDURBAR	0	235	0	6434	0	6356
20	NASHIK	0	348	0	4532	0	2629
21	OSMANABAD	0	1302	0	2254	0	2332
22	PALGHAR	0	17	0	1213	0	875
23	PARBHANI	0	274	0	3739	0	1780
24	PUNE	0	618	0	2012	0	773
25	RAIGAD	0	9	0	365	0	277
26	RATNAGIRI	0	36	0	205	0	188
27	SANGLI	0	72	0	1951	0	821
28	SATARA	0	30	0	494	0	360
29	SINDHUDURG	0	1	0	100	0	93
30	SOLAPUR	0	787	0	5065	0	1897
31	THANE	0	13	0	386	0	243
32	WARDHA	0	228	0	1205	0	537
33	WASHIM	0	734	0	2307	0	1405
34	YAVATMAL	0	818	0	6275	0	2967
	Total	0	32100	0	121189	0	58907

राज्यपुरस्कृत आवास योजना ग्रामीण - हप्ते वितरण

Sr. No.	Division	1st Installment (Daily Achivement)	1st Installment Remaining	2nd Installment (Daily Achivement)	2nd Installment Remaining	3rd Installment (Daily Achivement)	3rd Installment Remaining
1	NASHIK DIV.	0	16746	0	12967	0	6173
2	AMRAVATI DIV.	0	12580	0	19319	0	5506
3	AURANGABAD DIV.	0	13306	0	30295	0	11904
4	NAGPUR DIV.	0	14835	0	24333	0	4525
5	KONKAN DIV.	0	2082	0	4786	0	1597
6	PUNE DIV.	0	7186	0	5724	0	1897
	Total	0	66735	0	97424	0	31602

Sr. No.	District	1st Installment (Daily Achivement)	1st Installment Remaining	2nd Installment (Daily Achivement)	2nd Installment Remaining	3rd Installment (Daily Achivement)	3rd Installment Remaining
1	AHMEDNAGAR	0	5980	0	2394	0	1202
2	AKOLA	0	1880	0	5342	0	1176
3	AMRAVATI	0	2221	0	3733	0	1010
4	AURANGABAD	0	1381	0	2744	0	1371
5	BEED	0	971	0	3223	0	2319
6	BHANDARA	0	679	0	2415	0	441
7	BULDHANA	0	540	0	2057	0	978
8	CHANDRAPUR	0	3041	0	11387	0	1777
9	DHULE	0	495	0	2185	0	1508
10	GADCHIROLI	0	1992	0	1887	0	968
11	GONDIA	0	2107	0	1203	0	508
12	HINGOLI	0	2260	0	6634	0	1753
13	JALGAON	0	6223	0	3495	0	1435
14	JALNA	0	1178	0	3326	0	1541
15	KOLHAPUR	0	2010	0	1639	0	248
16	LATUR	0	1339	0	2479	0	1340
17	NAGPUR	0	4685	0	5091	0	548
18	NANDED	0	3585	0	4962	0	1428
19	NANDURBAR	0	2546	0	2496	0	817
20	NASHIK	0	1502	0	2397	0	1211
21	OSMANABAD	0	1771	0	4324	0	1223
22	PALGHAR	0	32	0	1394	0	625
23	PARBHANI	0	821	0	2603	0	929
24	RAIGAD	0	725	0	2111	0	687
25	RATNAGIRI	0	334	0	122	0	69
26	SANGLI	0	1201	0	595	0	213
27	SATARA	0	1372	0	549	0	432
28	SINDHUDURG	0	498	0	51	0	14
29	SOLAPUR	0	2055	0	1193	0	513
30	THANE	0	493	0	1108	0	202
31	WARDHA	0	2331	0	2350	0	283
32	WASHIM	0	4808	0	2134	0	655
33	YAVATMAL	0	3131	0	6053	0	1687
34	PUNE	-5	548	0	1748	0	491
	Total	0	66735	0	97424	0	31602

राज्य योजना: पहिला हप्ता प्रलंबीत

Sr. No.	Division	रमाई आवास योजना	शबरी आवास योजना	आदीम आवास योजना	पारधी आवास योजना	य.च.मु.व योजना	पुण्यश्लोक अहिल्यादेवी होळकर घरकुल योजना	मोदी आवास
1	KONKAN DIV.	160	667	20	0	0	0	1235
2	PUNE DIV.	3753	324	7	15	6	151	2930
3	NASHIK DIV.	3125	5994	0	6	22	29	7570
4	AMRAVATI DIV.	3777	1350	131	17	355	35	2838
5	NAGPUR DIV.	5137	6206	63	2	589	0	6915
6	AURANGABAD DIV.	8558	2162	13	21	538	139	1875
	Total	24510	16703	234	61	1510	354	23363

Sr. No.	District	रमाई आवास योजना	शबरी आवास योजना	आदीम आवास योजना	पारधी आवास योजना	य.च.मु.व योजना	पुण्यश्लोक अहिल्यादेवी होळकर घरकुल योजना	मोदी आवास
1	PALGHAR	2	27	3	0	0	0	0
2	RATNAGIRI	61	0	0	0	0	0	0
3	THANE	22	311	9	0	0	0	0
4	DHULE	39	172	0	0	21	0	0
5	SINDHUDURG	39	0	0	0	0	0	0
6	BULDHANA	229	311	0	0	0	0	0
7	PUNE	140	312	7	14	0	0	0
8	BHANDARA	527	75	0	0	77	0	0
9	RAIGAD	36	329	8	0	0	0	0
10	PARBHANI	156	231	0	0	122	137	0
11	BEED	849	116	0	6	0	0	9
12	JALNA	714	179	0	1	282	2	75
13	SANGLI	642	4	0	0	0	0	151
14	LATUR	712	15	0	0	29	0	175
15	SATARA	45	0	0	0	1	0	239
16	AURANGABAD	1074	304	0	3	0	0	263
17	NASHIK	76	1426	0	0	0	0	273
18	OSMANABAD	1399	17	0	11	105	0	352
19	AKOLA	1294	144	0	1	0	0	384
20	GADCHIROLI	137	782	17	0	0	0	441
21	KOLHAPUR	1856	1	0	0	2	151	459
22	SOLAPUR	1070	7	0	1	3	0	483
23	GONDIA	750	874	0	0	0	0	555
24	AMRAVATI	1203	357	0	3	33	0	583
25	HINGOLI	1042	1218	0	0	0	0	625
26	WARDHA	731	1181	35	0	0	0	878
27	NANDURBAR	4	2533	0	0	0	0	915
28	CHANDRAPUR	1143	459	11	1	512	0	974
29	YAVATMAL	4	198	131	13	322	0	1056
30	NANDED	2612	82	13	0	0	0	1326
31	NAGPUR	1849	2835	0	1	0	0	2463
32	WASHIM	1047	340	0	0	0	35	3121
33	AHMEDNAGAR	1731	69	0	2	1	0	3386
34	JALGAON	1275	1794	0	4	0	29	4177
	Total	24510	16703	234	61	1510	354	23363

मोदी आवास घरकुल योजना

Sr. N	Division	Target	Registered	Sanction	%	Remaining Sanction	1St Installment	Remaining 1St Installment
1	KONKAN DIV.	13116	2683	1235	9.4%	11881	0	1235
2	AURANGABAD DIV.	79489	3938	1875	2.4%	77614	0	1875
3	NAGPUR DIV.	54596	15454	2838	5.2%	51758	0	2838
4	PUNE DIV.	18306	7931	2930	16.0%	15376	0	2930
5	AMRAVATI DIV.	81040	18786	6915	8.5%	74125	0	6915
6	NASHIK DIV.	53453	10404	7570	14.2%	45883	0	7570
	Total	300000	59196	23363	7.8	276637	0	23363

Sr. N	District Name	Target	Registered	Sanction	%	Remaining Sanction	1St Installment	Remaining 1St Installment
1	AHMEDNAGAR	4356	4710	4177	95.9%	179	0	4177
2	WASHIM	12455	8803	3386	27.2%	9069	0	3386
3	JALGAON	29531	4403	3121	10.6%	26410	0	3121
4	YAVATMAL	29999	3456	2463	8.2%	27536	0	2463
5	SATARA	1777	1406	1326	74.6%	451	0	1326
6	GADCHIROLI	6548	1220	1056	16.1%	5492	0	1056
7	SOLAPUR	11019	4876	974	8.8%	10045	0	974
8	CHANDRAPUR	10874	3096	915	8.4%	9959	0	915
9	NANDED	23598	1144	878	3.7%	22720	0	878
10	AMRAVATI	14178	3095	625	4.4%	13553	0	625
11	LATUR	6318	633	583	9.2%	5735	0	583
12	SANGLI	1958	923	555	28.3%	1403	0	555
13	GONDIA	14429	7479	483	3.3%	13946	0	483
14	SINDHUDURG	1308	978	459	35.1%	849	0	459
15	AKOLA	7353	3090	441	6.0%	6912	0	441
16	WARDHA	4965	756	384	7.7%	4581	0	384
17	RAIGAD	2456	444	352	14.3%	2104	0	352
18	RATNAGIRI	6356	1100	273	4.3%	6083	0	273
19	DHULE	9709	529	263	2.7%	9446	0	263
20	OSMANABAD	2274	763	239	10.5%	2035	0	239
21	PARBHANI	13596	608	175	1.3%	13421	0	175
22	THANE	2538	161	151	5.9%	2387	0	151
23	PUNE	1521	528	75	4.9%	1446	0	75
24	NANDURBAR	2876	154	9	0.3%	2867	0	9
25	AURANGABAD	5812	565	0	0.0%	5812	0	0
26	BEED	16041	218	0	0.0%	16041	0	0
27	BHANDARA	11033	0	0	0.0%	11033	0	0
28	BULDHANA	17055	342	0	0.0%	17055	0	0
29	HINGOLI	3354	0	0	0.0%	3354	0	0
30	JALNA	8496	7	0	0.0%	8496	0	0
31	KOLHAPUR	2031	198	0	0.0%	2031	0	0
32	NAGPUR	6747	2903	0	0.0%	6747	0	0
33	NASHIK	6981	608	0	0.0%	6981	0	0
34	PALGHAR	458	0	0	0.0%	458	0	0
	Grand Total	300000	59196	23363	7.8%	276637	0	23363